

- WHAT YOU NEED  
(not included)
- At least one compatible AcuRite sensor
  - Network router with an available Ethernet port
  - “Always-on” internet connection

## 1 PACKAGE CONTENTS

1. Flip-Up Antenna

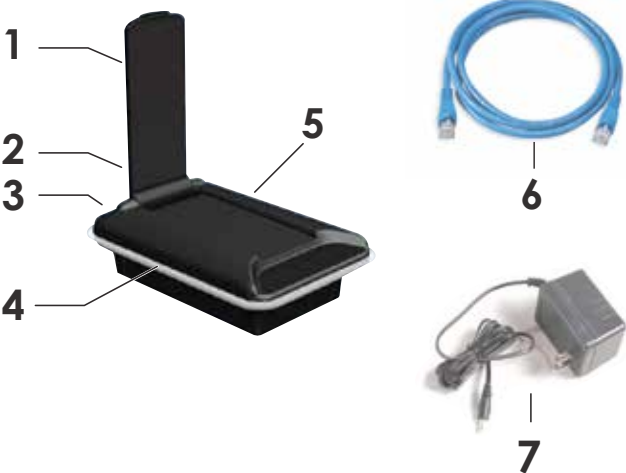
2. Power Adapter Port

3. Ethernet Port

4. Network Status Light
5. Sensor Status Light


6. Ethernet Cable

7. Power Adapter




## 2 CONNECT smartHUB

**Connect** the Ethernet cable to the smartHUB and flip up the antenna.




**WRITE DOWN THE smartHUB Device ID; printed on the bottom of the device.**  
You will need this when adding the smartHUB to your account.



DEVICE ID

## 3 CONNECT ROUTER

**Connect** the Ethernet cable to your network router.\*




## 4 PLUG IN

**Plug In** the power adapter. The smartHUB will take a minute to start up.



## 5 WAIT

After powering on your smartHUB, it will connect to the My AcuRite servers and download available firmware updates. This may take up to 30 minutes.



## 6 CREATE YOUR ACCOUNT

Create your account and register your smartHUB at [www.MyAcuRite.com](http://www.MyAcuRite.com) or within the AcuRite mobile app.

**Note:** It may take up to 10 minutes for the smartHUB to communicate with the My AcuRite servers.



OR



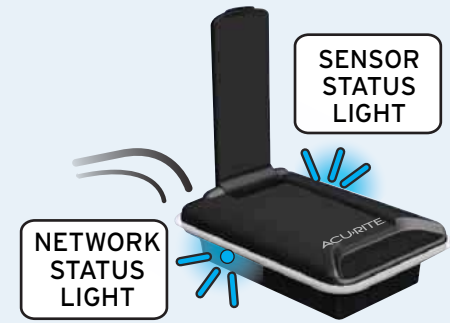
[www.MyAcuRite.com](http://www.MyAcuRite.com)

AcuRite APP


What do the smartHUB lights mean?

The smartHUB features integrated status lights - similar to your network router, these lights help you determine the status of the smartHUB:

smartHUB State	Network Status Light	Sensor Status Light
Working normally power applied, network (internet) connection, receiving sensor readings	Flashes for 1 second each time a reading is sent	Solid steady light
Downloading firmware updates	Flashes rapidly	Solid steady light
No sensor readings smartHUB has not received a reading for more than 60 seconds	Solid steady light	Flashes rapidly
No network (internet) connection	Flashes rapidly in 30 second intervals	Solid steady light
No power	Off	Off



NOTE: To toggle blue smartHUB lights on or off, press the "ACTIVATE" button for 10 seconds.



TROUBLESHOOTING

smartHUB is not recognized when adding to My AcuRite account

Possible Solutions:

- Allow up to ten minutes for the smartHUB device ID to be activated with [www.MyAcuRite.com](http://www.MyAcuRite.com).
- Make sure you entered the Device ID correctly. Verify the 12-digit Device ID located on the bottom side of the smartHUB and re-enter on My AcuRite.
- Verify the smartHUB has a network (internet) connection. If the Network Status Light flashes rapidly in 30 second intervals, this indicates there is no internet connection.
- Unplug the smartHUB power adapter, wait ten seconds, then plug back in.

smartHUB Sensor Status Light is continuously flashing rapidly

When the Sensor Status Light is continuously flashing rapidly, the smartHUB has not received a sensor reading for more than 60 seconds.

Possible Solutions:

- Make sure the sensor is in wireless range - all sensors should be no more than 330 feet (100 meters) from the smartHUB.
- Make sure the sensor batteries are installed correctly. Batteries may need to be replaced.
- Make sure the smartHUB is located at least 3 feet away from "noisy" electronic devices, including TVs and microwaves. Avoid locations that are near large stone or concrete surfaces and metallic surfaces.

smartHUB has no network (internet) connection

When the Network Status Light flashes rapidly in 30 second intervals, the smartHUB cannot establish a network (internet) connection:

Possible Solutions:

- Make sure the Ethernet cable is firmly connected. The cable may be defective and need to be replaced.
- Make sure DHCP is enabled on your router. Most routers have DHCP enabled by default.
- Check your network router settings. If MAC address filtering security has been enabled, your router may be ignoring the outbound communication from the smartHUB. Consult your network router's instruction manual or contact the manufacturer for more information. **NOTE:** The smartHUB Device ID is its MAC address.
- The Ethernet port on your router may be malfunctioning.

HAVING PROBLEMS? We're Here to Help!

If your AcuRite product does not operate properly after trying the troubleshooting steps, visit [www.AcuRite.com](http://www.AcuRite.com) or call (844) 228-5465 for assistance.

Visit us online  [www.AcuRite.com](http://www.AcuRite.com)

- Installation Videos
- User Support Forum
- Register your Product
- Replacement Parts
- Instruction Manuals
- Submit Feedback & Ideas

U.S. based support  (844) 228-5465

AcuRite customer support is committed to providing you with best-in-class service.

IMPORTANT

Product must be registered to receive warranty service. Register online to receive 1 year warranty protection at [www.AcuRite.com](http://www.AcuRite.com).

FCC Statement

This device complies with part 15 of the FCC rules. Operation is subject to the following two conditions:

- 1- This device may NOT cause harmful interference, and
- 2- This device must accept any interference received, including interference that may cause undesired operation.

NOTE: This equipment has been tested and found to comply with the limits for a Class B digital device, pursuant to Part 15 of the FCC rules. These limits are designed to provide reasonable protection against harmful interference in a residential installation. This equipment generates, uses and can radiate radio frequency energy and, if not installed and used in accordance with the instructions, may cause harmful interference to radio communications. However, There is no guarantee that interference will not occur in a particular installation. If this equipment does cause harmful interference to radio or television reception, which can be determined by turning the equipment off and on, the user is encouraged to try to correct the interference by one or more of the following measures:

- Reorient or relocate the receiving antenna.
- Increase the separation between the equipment and the receiver.
- Connect the equipment into an outlet on a circuit different from that to which the receiver is connected.
- Consult the dealer or an experienced radio/TV technician for help.

NOTE: The manufacturer is not responsible for any radio or TV interference caused by unauthorized modifications to this equipment. Such modifications could void the user authority to operate the equipment.

This device complies with Industry Canada license-exempt RSS standard(s).

Operation is subject to the following two conditions:

- (1) This device may not cause interference, and
- (2) This device must accept any interference received, including interference that may cause undesired operation of the device.

Limited 1 Year Warranty

AcuRite is a wholly owned subsidiary of Chaney Instrument Company. For purchases of AcuRite products, AcuRite provides the benefits and services set forth herein. For purchases of Chaney products, Chaney provides the benefits and services set forth herein.

We warrant that all products we manufacture under this warranty are of good material and workmanship and, when properly installed and operated, will be free of defects for a period of one year from the date of purchase.

Any product which, under normal use and service, is proven to breach the warranty contained herein within ONE YEAR from date of sale will, upon examination by us, and at our sole option, be repaired or replaced by us. Transportation costs and charges for returned goods shall be paid for by the purchaser. We hereby disclaim all responsibility for such transportation costs and charges. This warranty will not be breached, and we will give no credit for products which have received normal wear and tear not affecting the functionality of the product,

been damaged (including by acts of nature), tampered, abused, improperly installed, or repaired or altered by others than our authorized representatives. Remedy for breach of this warranty is limited to repair or replacement of the defective item(s). If we determine that repair or replacement is not feasible, we may, at our option, refund the amount of the original purchase price.

**THE ABOVE-DESCRIBED WARRANTY IS THE SOLE WARRANTY FOR THE PRODUCTS AND IS EXPRESSLY IN LIEU OF ALL OTHER WARRANTIES, EXPRESS OR IMPLIED. ALL OTHER WARRANTIES OTHER THAN THE EXPRESS WARRANTY SET FORTH HEREIN ARE HEREBY EXPRESSLY DISCLAIMED, INCLUDING WITHOUT LIMITATION THE IMPLIED WARRANTY OF MERCHANTABILITY AND THE IMPLIED WARRANTY OF FITNESS FOR A PARTICULAR PURPOSE.**

We expressly disclaim all liability for special, consequential, or incidental damages, whether arising in tort or by contract from any breach of this warranty. Some states do not allow the exclusion or limitation of incidental or consequential damages, so the above limitation or exclusion may not apply to you.

We further disclaim liability from personal injury relating to its products to the extent permitted by law. By acceptance of any of our products, the purchaser assumes all liability for the consequences arising from their use or misuse. No person, firm or corporation is authorized to bind us to any other obligation or liability in connection with the sale of our products. Furthermore, no person, firm or corporation is authorized to modify or waive the terms of this warranty unless done in writing and signed by a duly authorized agent of ours.

In no case shall our liability for any claim relating to our products, your purchase or your use thereof, exceed the original purchase price paid for the product.

Applicability of Policy

This Return, Refund, and Warranty Policy applies only to purchases made in the United States and Canada. For purchases made in a country other than the United States or Canada, please consult the policies applicable to the country in which you made your purchase.

Additionally, this Policy applies only to the original purchaser of our products. We cannot and do not offer any return, refund, or warranty services if you buy products used or from resale sites such as eBay or Craigslist.

Governing Law

This Return, Refund, and Warranty Policy is governed by the laws of the United States and the State of Wisconsin. Any dispute relating to this Policy shall be brought exclusively in the federal or State courts having jurisdiction in Walworth County, Wisconsin; and purchaser consents to jurisdiction within the State of Wisconsin.